



**District Report Card: 2017**


<b>State:</b> Tamil Nadu	<b>District:</b> Chennai
<b>Class:</b> 3	<b>Subject:</b> Language
<b>Schools:</b> 60	<b>Students:</b> 1014


**Participation/Coverage**


**Students**

<b>GENDER</b> 	Boys		Girls	
	Number	%	Number	%
	472	46.55	542	53.45

<b>AREA</b> 	Rural		Urban	
	Number	%	Number	%
	28	2.76	986	97.24

<b>CATEGORY</b> 	SC		ST		OBC		GEN	
	Number	%	Number	%	Number	%	Number	%
	492	48.52	3	0.30	465	45.86	54	5.33

<b>CWSN</b> 	LD	VI	HI	S&LD	ID	Oth
	1	0	1	2	4	4

<b>Management</b> 	Government		Government-aided	
	Number	%	Number	%
	409	40.34	605	59.66

**Average Performance of Students in Language (%)**

Overall	Gender		Area		Management		Social Group			
	Male	Female	Rural	Urban	Govt.	Aided	SC	ST	OBC	GEN
61.64	60.07	63.00	86.67	60.93	55.34	65.90	61.95	62.22	60.36	69.75

## Performance on Learning Outcomes (LOs)

Learning Outcomes	Description	Average Performance(%)
L304	Reads small texts with comprehension i.e., identifies main ideas, details, sequence and draws conclusions	61.87
L312	Reads printed scripts on the classroom walls: poems, posters, charts etc.	61.16

Range of Performance of Students who Answered Correctly							
Below 30%		30% - 50%		50% - 75%		Above 75%	
Number	%	Number	%	Number	%	Number	%
82	8.09	242	23.87	400	39.45	290	28.60

## Lowest Performing Learning Outcomes (LOs)

1 - Reads printed scripts on the classroom walls: poems, posters, charts etc. (61.16)

2 - Reads small texts with comprehension i.e., identifies main ideas, details, sequence and draws conclusions (61.87)